



ZigBee Plug-in

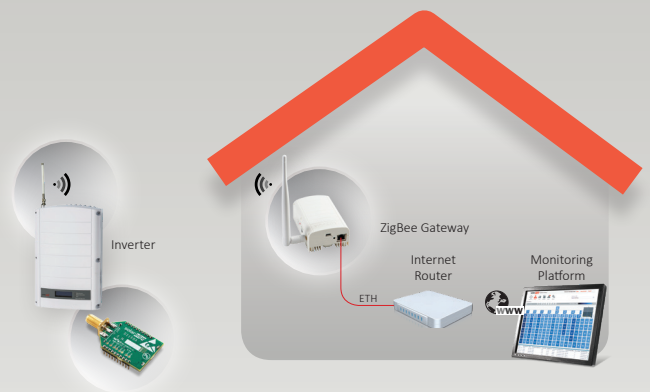
SE1000-ZBGW-K5 / SE1000-ZB05-SLV / SE1000-ZBRPT05



COMMUNICATION

Simple Wireless Connectivity

- Connects SolarEdge inverters wirelessly to an Internet router
- ZigBee Plug-in unit installed within the inverter enclosure for outdoor resilience
- Antenna external to inverter for wider range
- Communication to Internet via Ethernet
- The ZigBee Gateway supports up to 15 SolarEdge devices (e.g. inverters) on the wireless network
- For Device Control use SE1000-ZB06-MOD



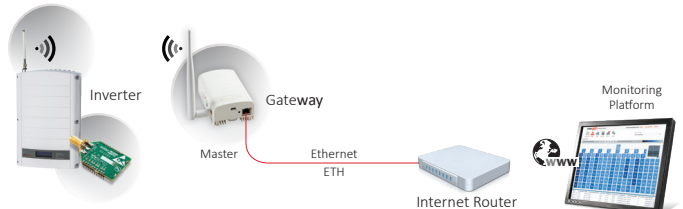
COMPATIBLE INVERTERS	SEXXXX-XXXXXNXXX (INVERTERS WITH A DISPLAY)		UNIT
FUNCTIONAL			
Number of devices that can be monitored	1-15		
Device Control Support	Use SE1000-ZB06-MOD*		
RF PERFORMANCE			
Transmit power	11.8		dBm
Receiver Sensitivity	-102		dBm
EIRP with Antenna	16.8		dBm
Maximum Emittted Power	≤ 20		dBm
Antenna gain	5		dBi
Operating Frequency Range	2.4-2.5		GHz
Bandwidth	2		MHz
Outdoor (LOS) range	400 / 1300		m / ft
Indoor range**	50 / 160		m / ft
ZIGBEE GATEWAY / ZIGBEE REPEATER			
Antenna	Included		
Power supply	Included, 100-240VAC		
Operating temperature	-20 to +60 / -4 to +140		°C / °F
Dimensions (H x W x D)	115 x 70 x 50 / 4.5 x 2.8 x 2.0		mm / in
Relative humidity (non condensing)	0 - 80		%
Ingress protection	IP20 (Indoor)		
ZIGBEE PLUG-IN			
Antenna, mounting bracket and RF cable	Included		
Dimensions (H x W x D)	22.0 x 32.9 x 4.1 / 0.9 x 1.3 x 0.2		mm / in
Ingress protection	IP65 (IP20 / indoor rated when installed inside Commercial Gateway or Firefighter Gateway)		
CERTIFICATION			
Safety	IEC60950, UL60950		
EMC Approvals	ETSI(Europe), C-Tick(Australia), Telec(Japan)		

*<http://www.solaredge.com/sites/default/files/se-device-control-zigbee-module-datasheet.pdf>
 **Approximate values, may differ depending on specific installation conditions

Scenario A: Basic Kit

Part Number: SE1000-ZBGW-K5

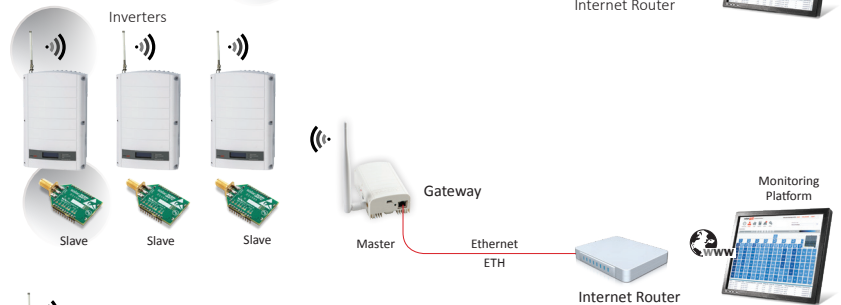
- 1 x ZigBee Gateway
 - 1 x ZigBee Plug-in
- for single SolarEdge device



Scenario B: Adding additional ZigBee Plug-ins

Part Number: SE1000-ZB05-SLV

- 1x ZigBee Plug-in
- for connecting multiple devices to the same ZigBee gateway



Scenario C: Extending range using a repeater

Part Number: SE1000-ZBRPT05

- 1 x ZigBee Repeater
- for extending the ZigBee range

